



maximise natural light

Aluminium Bi Folding Doors

- Maximise panoramic views
- Utilise open space
- Maximise natural light to room
- Versatile configuration
- At one with Garden
- Alfresco space in Living Room
- Replace sliding Patio Door
- More than one side of room
- Utilises wasteful space when open
- 3 sides to Conservatory
- Swimming Pool application



The perfect solution
for a panoramic view

The perfect solution for a panoramic view



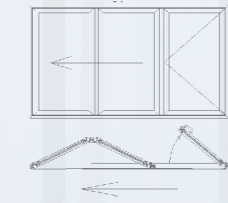
The aluminium Bi-folding Doors are designed and manufactured in Swansea. They are manufactured in clean line modern aluminium, providing the highest level of security. The glazing is provided in 24mm units. They are suitable for both domestic and commercial installations with a wide choice of design options, see illustrations. All doors can open in or out and have an option to have a low threshold. There is a full range of colour available and every door is made to measure.

The product does not stain or fade, does not require adjustment as there is no expansion or contraction, completely weatherproof - opening in any weather conditions. There are a number of applications suited to the aluminium Bi-Folding Door - they maximise the use of an open space by providing an alfresco space with the minimum of effort.

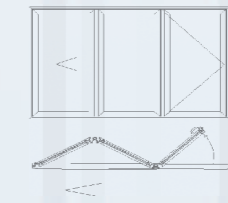
Door Design Options

All doors can fold in or out and have an option to have a low threshold.

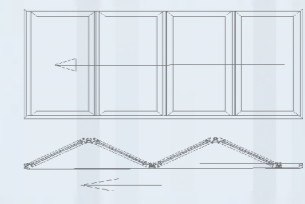
options



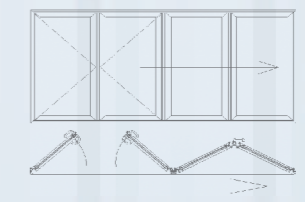
Type 1i



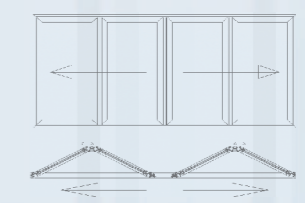
Type 2i



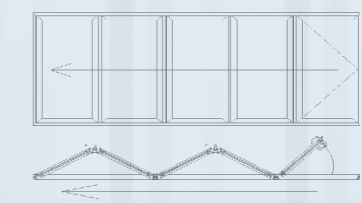
Type 3i



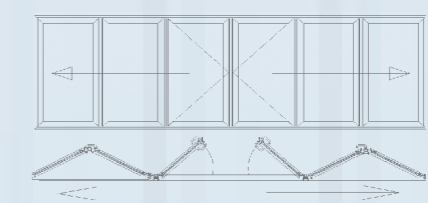
Type 4i



Type 5i



Type 6i



Type 7i

The perfect solution